

Porta


Inmobel  
DESIGNER FURNITURE | DOORS



simply-Doors

“German Engineering, Made in Bharat”

**100%**  
**MADE**  
**WITH LOVE**



C L I E N T E L E




**Inmobel**  
DESIGNER FURNITURE | DOORS

Based in Ahmedabad , providing services all over India, the well renown Insight Interiors led by founder **Mr. Nitin Palkhiwala** in 1971, is dedicated to deliver excellent design at best value. After a span of two decades, his son **Mr. Jinal Palkhiwala** set his foot into the business with a vision of bringing prompt expansion and diversity within the sectors of Architecture , Construction & Turnkey projects. Inmobel is the result of the spark ignited by the founders of Insight and is the latest addition to its successful string of ventures.

Inmobel is a Vanguard of creativity that creates modern furniture with integrity and character. From delivering exemplary attention to details to never compromising on quality, Inmobel aims to bring in world-class modular furniture, doors, windows, kitchen and much more to your door step. Designed and manufactured at their in-house state-of-the-art facilities, Inmobel is the perfect missing link to bridge the gap between Conventional handmade versus Exorbitant European furniture. With Inmobel we wish to take our vision of creating a comfortable, aesthetic and value -for-money living and working environment for all stakeholders - even a step further.

# Porta

Our collection transcends mere utility; it is an embodiment of artistry, meticulously designed doors to seamlessly integrate with diverse interior aesthetics. Whether your style leans towards contemporary minimalism or timeless opulence, our catalogue offers bespoke door solutions for every discerning taste.



24031  
24071



24032  
24072



24033  
24073



24034  
24074



24035  
24075



24036  
24076



24037  
24077



24038  
24078



24039  
24079



24040  
24080



24041  
24081



24042  
24082

# FRAME



**Perimeter Frame seal :**  
High quality co-moulded & extruded seals ensures comfort of use by soft closing the door and improving acoustic insulation.



**Architraves :**  
60 mm wide & 12mm thick architraves are finished with matching CPL veneers and give the impression of the perfectly finished frame.



**Mitre frames at 45°:**  
Architraves are seamlessly joined at 45°. A high level of detail also adds to the stability of the frame.



**Eng. wood wall Wrap frame :**  
Unique solution on the market Wrapping the entire thickness of the wall. Can be adjusted up to 20 mm.



**Striker plate :**  
Perfectly fitted without any protruding elements. Reinforced with steel plates & slots finished with stiff plastic end caps.



**PUR Adhesive :**  
High resistance to moisture & varying weather conditions: Adequately applied across the entire Door & Frame Construction.




# SIZE MATRIX


Gap		Frame / Jamb		Door Size	
W	H	W	H	W	H
27	81	26	80.5	23.5	79
30	81	29	80.5	26.5	79
33	81	32	80.5	29.5	79
36	81	35	80.5	32.5	79
39	81	38	80.5	35.5	79
42	81	41	80.5	38.5	79
Gap		Frame / Jamb		Door Size	
W	H	W	H	W	H
27	84	26	83.5	23.5	82
30	84	29	83.5	26.5	82
33	84	32	83.5	29.5	82
36	84	35	83.5	32.5	82
39	84	38	83.5	35.5	82
42	84	41	83.5	38.5	82
Gap		Frame / Jamb		Door Size	
W	H	W	H	W	H
27	89	26	88.5	23.5	87
30	89	29	88.5	26.5	87
33	89	32	88.5	29.5	87
36	89	35	88.5	32.5	87
39	89	38	88.5	35.5	87
42	89	41	88.5	38.5	87
Gap		Frame / Jamb		Door Size	
W	H	W	H	W	H
27	94	26	93.5	23.5	92
30	94	29	93.5	26.5	92
33	94	32	93.5	29.5	92
36	94	35	93.5	32.5	92
39	94	38	93.5	35.5	92
42	94	41	93.5	38.5	92




# WALL WARP ADJUSTABLE FRAMES



# LAMINATE SHADES




533




400




9093



8107



262



8229




134




2001

# VENEER SHADES



OAK



TEAK





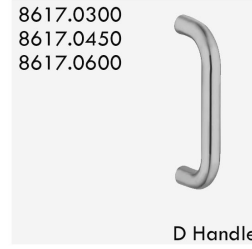
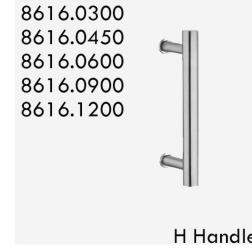


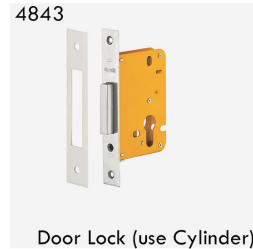





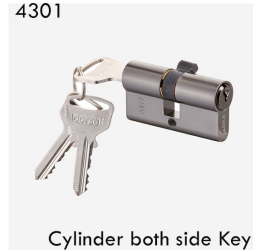


WALNUT

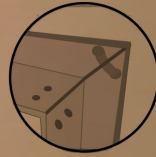


SMOKE OAK

# HARDWARE SPECIFICATION



# INSTALLATION MADE EASY






## STEP-01

Glue and assemble the factory finished vertical elements of the frame to the horizontal with the provided screw and clamp assembly.




## STEP-02

Our unique hinges lock to the architrave by just tightening its screw. Then the entire frame assembly is placed within the wall opening and aligned.



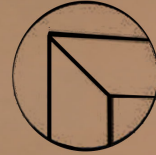

## STEP-03

Stability bars are fixed on the frame & wall, following fix using a gun, expanding PU foam to cover the gap between the frame & the wall.



## STEP-04

Now, for the reverse side, the factory finished architrave is easily assembled the same way using glue, screws and clamps. The result is a firmly jointed & perfectly finished 45° edge.



## STEP-05

This is then simply push fixed with some glue into the slotted groove in the main frame



## STEP-06

Finally, the factory finished door leaf with its pre-installed lock and hinge is literally just hung onto the hinge on the frame.



Step into the world of luxury and elegance with Inmobel Designer Doors showroom images, where every frame tells a story of exquisite craftsmanship and timeless design. From the moment you enter, you're greeted by a stunning display of doors that transcend mere functionality, embodying the perfect blend of artistry and innovation.

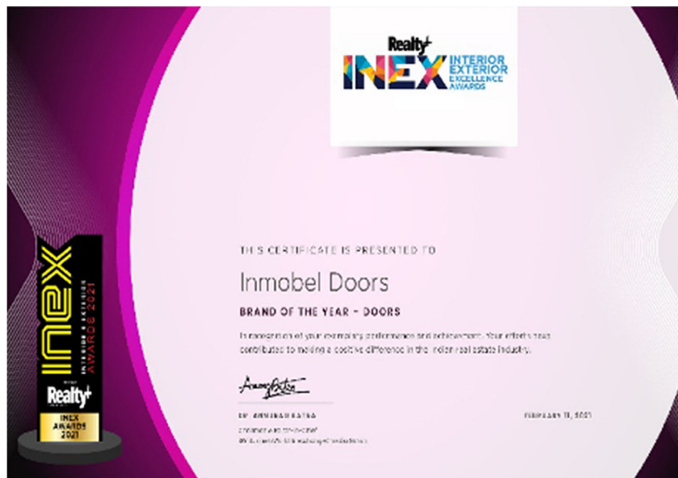

# Inmobel

DESIGNER FURNITURE | DOORS



# A C H I E V E M E N T S

With a focus on excellence, Inmobel has successfully completed numerous high-profile projects, delivering cutting-edge design and sustainable solutions. Our commitment to quality craftsmanship and attention to detail has earned it's accolades from clients and peers alike. Inmobel continues to set new standards in the industry, consistently exceeding expectations and shaping the future of the designer furniture faculty development.



# M A C H I N E R Y

- CNC cutting
- Minimum Tolerance
- Chamfering
- Anti-Fingerprint
- Non Toxic
- Water resistant
- No bubbles
- UV coated doors

100%  
wood work

PAINT  
booth finish

Less than  
**8% MOISTURE**  
for all weather stability

High precision  
finish from  
**GERMAN**  
CNC machines



Edge Banding  
Homag, Germany



Hot press



CNC Router  
Homag, Germany



Panel Saw  
Felder, Austria



Spray &  
Bake Booth



INDIA

Ahmedabad

Amritsar

Bangalore

Bhopal

Indore

Kolkatta

Mumbai

Nashik

Palanpur

Pune

Rajkot

Surat

Vadodra

USA

Chicago

Las Vegas



[manylink.co/@inmobel](https://manylink.co/@inmobel)

Inmobel  
DESIGNER FURNITURE | DOORS

211, Shivalik Arcade,  
Opp Pralhadnagar Auda Garden,  
Satellite, Ahmedabad-380015, India.

Ph: +91 7926931610

Ph: +91 9909961888

Ph: +91 9909964888

Toll Free Number: 1800 890 4240